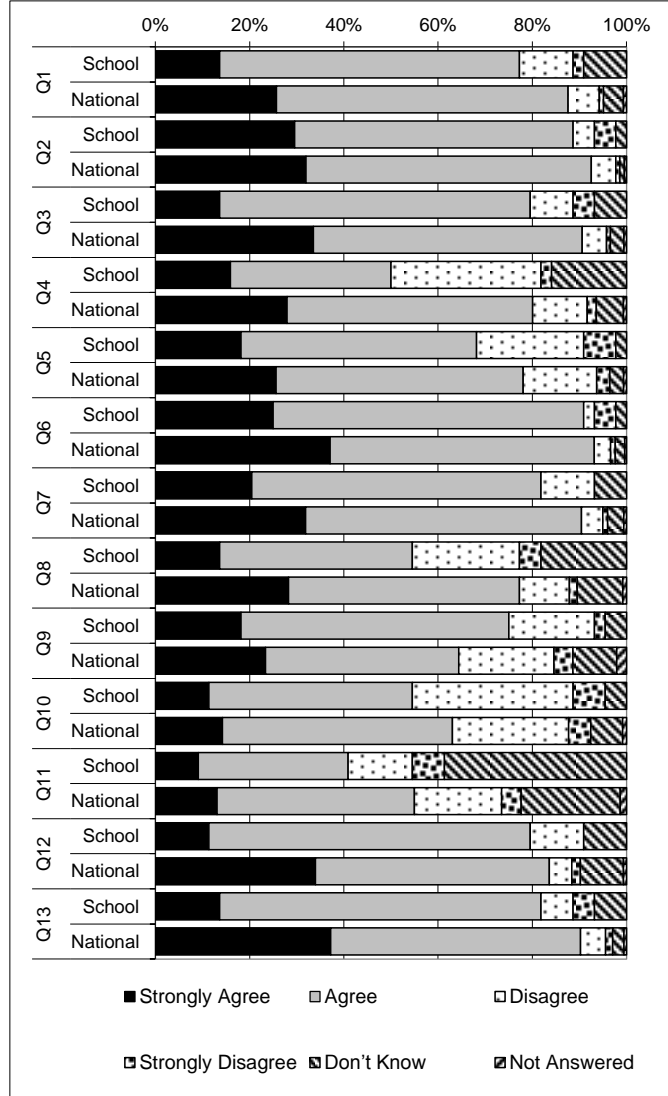


A sample of parents, children and young people, and all members of staff were invited to give their views of the school using a pre-inspection questionnaire. Their views informed the inspection process, including the nature of discussions in a number of meetings. Strengths and issues identified were explored by the inspection team, and the findings are included in the inspection report. The following information gives the statistical detail from those that returned questionnaires.

Parent Questionnaire Summary

Centre Name Knox Academy
 SEED Number 5555930
 Quest. Issued 250
 Quest. Input 44
 Response Rate 18% National response rate 37%

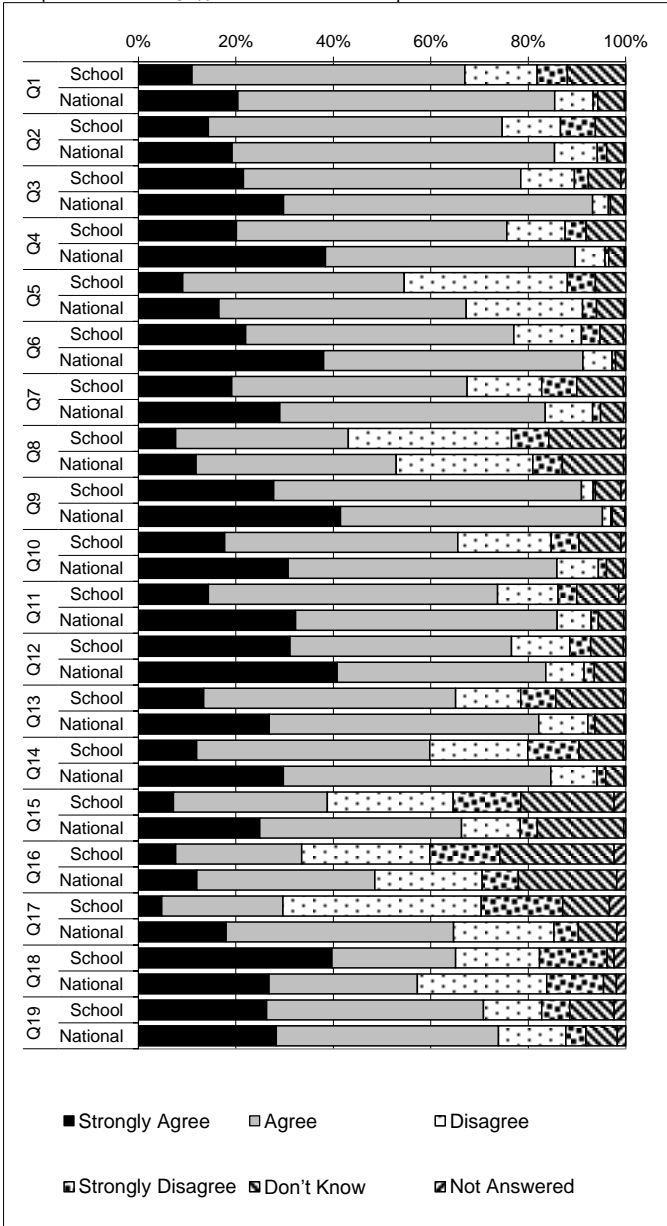


		Percentage %							
		Strongly Agree	Agree	Disagree	Strongly Disagree	Don't Know	Not Answered	Strongly Agree & Agree	Disagree & Strongly Disagree
Q1	School	14%	64%	11%	2%	9%	0%	77%	14%
Q1	National	30%	59%	5%	5%	2%	0%	89%	9%
Q2	School	14%	66%	9%	5%	7%	0%	80%	14%
Q2	National	16%	34%	32%	2%	16%	0%	50%	34%
Q3	School	18%	50%	23%	7%	2%	0%	68%	30%
Q3	National	25%	66%	2%	5%	2%	0%	91%	7%
Q4	School	20%	61%	11%	0%	7%	0%	82%	11%
Q4	National	14%	41%	23%	5%	18%	0%	55%	27%
Q5	School	18%	57%	18%	2%	5%	0%	75%	20%
Q5	National	11%	43%	34%	7%	5%	0%	55%	41%
Q6	School	9%	32%	14%	7%	39%	0%	41%	20%
Q6	National	11%	68%	11%	0%	9%	0%	80%	11%
Q7	School	14%	68%	7%	5%	7%	0%	82%	11%
Q7	National								
Q8	School								
Q8	National								
Q9	School								
Q9	National								
Q10	School								
Q10	National								
Q11	School								
Q11	National								
Q12	School								
Q12	National								
Q13	School								
Q13	National								

Note: Will not always sum to 100% due to rounding

Pupil Questionnaire Summary

Centre Name Knox Academy
 SEED Number 5555930
 Quest. Issued 250
 Quest. Input 209
 Response Rate 84% National response rate 91%



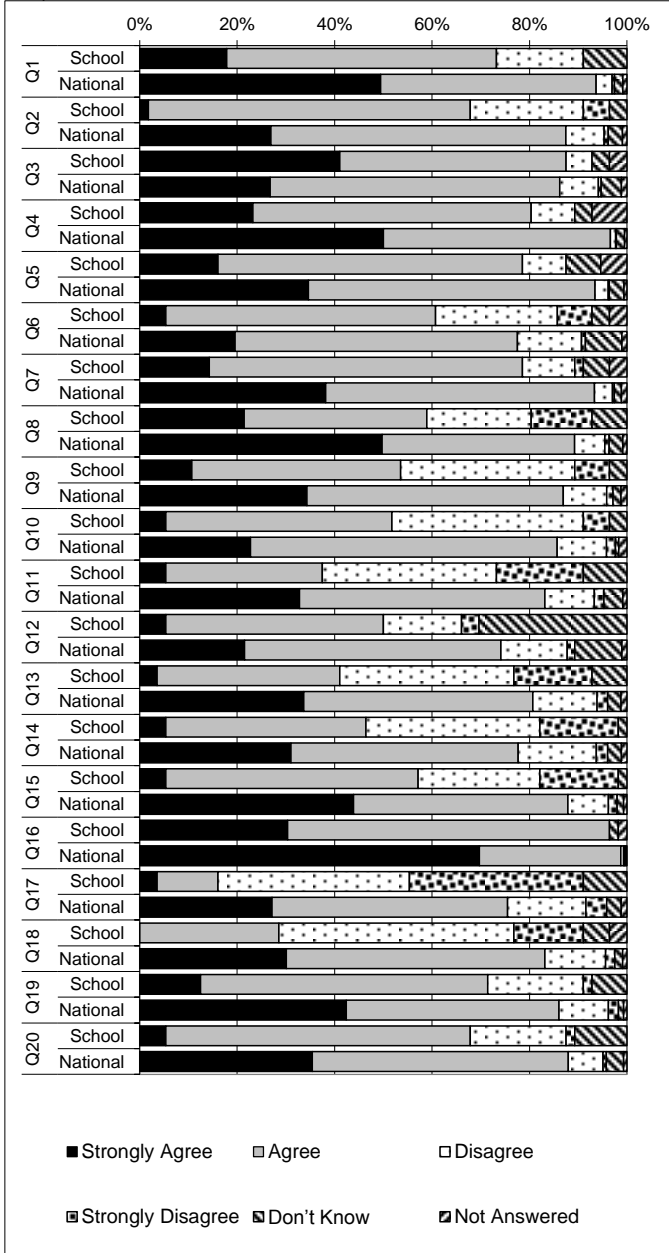
		Percentage %							
		Strongly Agree	Agree	Disagree	Strongly Disagree	Don't Know	Not Answered	Strongly Agree & Agree	Disagree & Strongly Disagree
Q1	School	11%	56%	15%	6%	12%	0%	67%	21%
	National	14%	60%	12%	7%	6%	0%	75%	19%
Q2	School	22%	57%	11%	3%	7%	1%	78%	14%
	National	20%	56%	12%	4%	8%	0%	76%	16%
Q3	School	9%	45%	33%	6%	6%	0%	55%	39%
	National	22%	55%	14%	4%	5%	0%	77%	18%
Q4	School	19%	48%	15%	7%	10%	0%	67%	22%
	National	8%	35%	33%	8%	15%	1%	43%	41%
Q5	School	28%	63%	2%	0%	5%	1%	91%	3%
	National	18%	48%	19%	6%	9%	1%	66%	25%
Q6	School	14%	59%	12%	4%	9%	1%	74%	16%
	National	31%	45%	12%	4%	7%	0%	77%	16%
Q7	School	13%	52%	13%	7%	14%	0%	65%	21%
	National	12%	48%	20%	11%	9%	0%	60%	31%
Q8	School	7%	32%	26%	14%	19%	2%	39%	40%
	National	8%	26%	26%	14%	23%	2%	33%	41%
Q9	School	5%	25%	41%	17%	10%	3%	30%	57%
	National	40%	25%	17%	14%	1%	2%	65%	31%
Q10	School	26%	44%	12%	6%	9%	2%	71%	18%
	National								
Q11	School								
	National								
Q12	School								
	National								
Q13	School								
	National								
Q14	School								
	National								
Q15	School								
	National								
Q16	School								
	National								
Q17	School								
	National								
Q18	School								
	National								
Q19	School								
	National								

Note: Will not always sum to 100% due to rounding

Teacher Questionnaire Summary

Centre Name Knox Academy
 SEED Number 5555930
 Quest. Issued 80
 Quest. Input 56
 Response Rate 70%

National response rate 66%



		Percentage %							
		Strongly Agree	Agree	Disagree	Strongly Disagree	Don't Know	Not Answered	Strongly Agree & Agree	Disagree & Strongly Disagree
Q1	Staff regularly discuss how to improve achievement for all pupils at both stage and whole-school level.	18%	55%	18%	0%	9%	0%	73%	18%
Q2	All pupils are given activities which meet their learning needs.	2%	66%	23%	5%	4%	0%	68%	29%
Q3	Pupils are involved in setting learning targets.	41%	46%	5%	0%	4%	4%	88%	5%
Q4	Pupils are provided with regular feedback on what they need to do to improve.	23%	57%	9%	0%	4%	7%	80%	9%
Q5	Pupils are provided with opportunities to evaluate their own work and that of others.	16%	63%	9%	0%	7%	5%	79%	9%
Q6	Staff regularly ask for pupils' views on how their learning experiences could be improved.	5%	55%	25%	7%	4%	4%	61%	32%
Q7	Pupils take an active part in their learning.	14%	64%	11%	2%	5%	4%	79%	13%
Q8	Staff treat all pupils equally.	21%	38%	21%	13%	7%	0%	59%	34%
Q9	Staff and pupils respect each other.	11%	43%	36%	7%	4%	0%	54%	43%
Q10	The pupils are well behaved.	5%	46%	39%	5%	4%	0%	52%	45%
Q11	Support for pupils with additional support needs is effective.	5%	32%	36%	18%	9%	0%	38%	54%
Q12	Parents are fully involved in the school and their children's learning.	5%	45%	16%	4%	30%	0%	50%	20%
Q13	I have been actively involved in developing the school's vision and values.	4%	38%	36%	16%	7%	0%	41%	52%
Q14	I am actively involved in setting priorities to improve the school.	5%	41%	36%	16%	2%	0%	46%	52%
Q15	I have regular opportunities to help shape the curriculum by having staff discussions and working groups.	5%	52%	25%	16%	2%	0%	57%	41%
Q16	I am aware of the school's procedures for protecting children.	30%	66%	0%	0%	2%	2%	96%	0%
Q17	Leadership at all levels is effective.	4%	13%	39%	36%	9%	0%	16%	75%
Q18	Staff communicate effectively with each other.	0%	29%	48%	14%	5%	4%	29%	63%
Q19	I have good opportunities to take part in continuing professional development.	13%	59%	20%	2%	7%	0%	71%	21%
Q20	Staff across the school share good practice.	5%	63%	20%	2%	11%	0%	68%	21%

Note: Will not always sum to 100% due to rounding

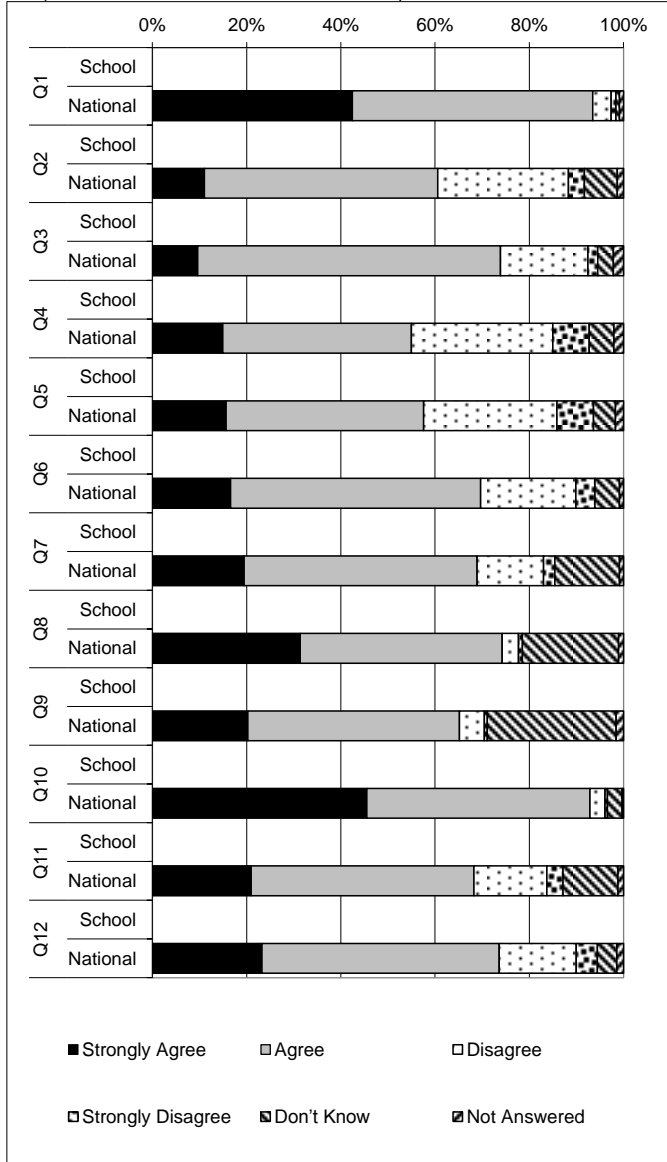
DISCLOSURE CONTROL APPLIED

Non-Teaching Questionnaire Summary

Centre Name Knox Academy
 SEED Number 5555930
 Quest. Issued 40
 Quest. Input 7
 Response Rate 18%

Fewer than 10 responses received therefore the data has not been published.

National response rate 55%



		Percentage %								
		Strongly Agree	Agree	Disagree	Strongly Disagree	Don't Know	Not Answered	Strongly Agree & Agree	Disagree & Strongly Disagree	
Q1	I have access to the information I need to carry out my work.	0%	0%	0%	0%	0%	0%	0%	0%	0%
Q2	All staff and pupils respect each other.	0%	0%	0%	0%	0%	0%	0%	0%	0%
Q3	Pupils are well behaved.	0%	0%	0%	0%	0%	0%	0%	0%	0%
Q4	I am involved in staff discussions about how to achieve school priorities.	0%	0%	0%	0%	0%	0%	0%	0%	0%
Q5	I have good opportunities to be involved in making decisions.	0%	0%	0%	0%	0%	0%	0%	0%	0%
Q6	Staff communicate effectively with each other.	0%	0%	0%	0%	0%	0%	0%	0%	0%
Q7	Staff treat all pupils equally.	0%	0%	0%	0%	0%	0%	0%	0%	0%
Q8	Support for pupils with additional support needs is effective.	0%	0%	0%	0%	0%	0%	0%	0%	0%
Q9	Parents are fully involved in the school and their children's learning.	0%	0%	0%	0%	0%	0%	0%	0%	0%
Q10	I am aware of the school's procedures for protecting children.	0%	0%	0%	0%	0%	0%	0%	0%	0%
Q11	Leadership at all levels is effective.	0%	0%	0%	0%	0%	0%	0%	0%	0%
Q12	I have good opportunities to take part in training activities.	0%	0%	0%	0%	0%	0%	0%	0%	0%

Note: Will not always sum to 100% due to rounding

DISCLOSURE CONTROL APPLIED